



Appendices

2017 National Impact Report



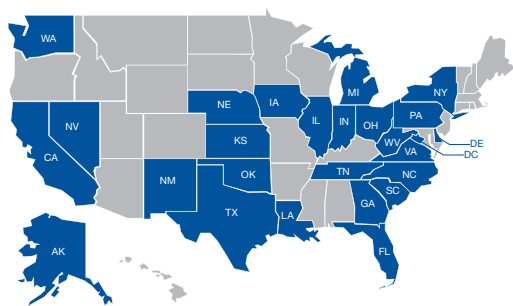
Communities
In Schools

National Network

Impact Profile

SY 2015-2016

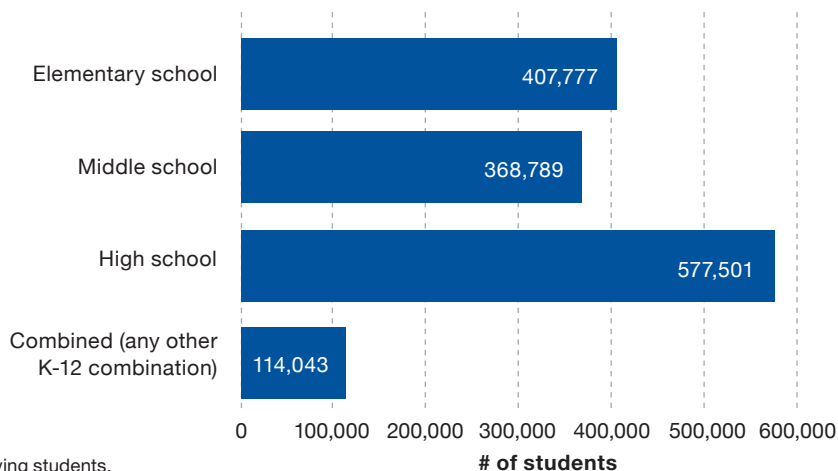
Our Reach:



155 local affiliates operated in 25 states and the District of Columbia.

*Data received from 154 affiliates and two state offices directly serving students.

Students Served by School Type



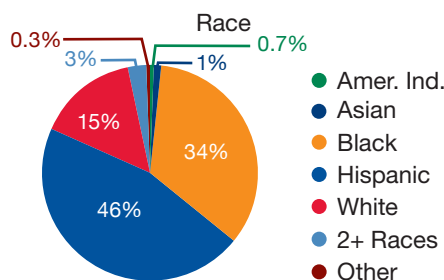
Our Students:

1.48 million

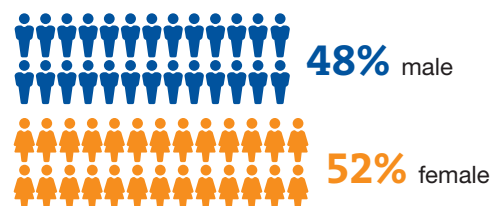
total students served

158,000 students receiving case-managed supports

93% case-managed students qualifying for free or reduced-price lunch (FRPL)



Gender



Our Results:*

*case-managed student outcomes



80%

improved attendance



88%

improved academics



93%

promoted (K-11)



91%

graduated (including GED)

The background features a central blue horizontal band with wavy, irregular edges. Above and below this band are orange shapes that also have wavy edges, creating a layered, abstract effect. The top and bottom areas of the page are white.

State Profiles

Alaska

State Data Profile

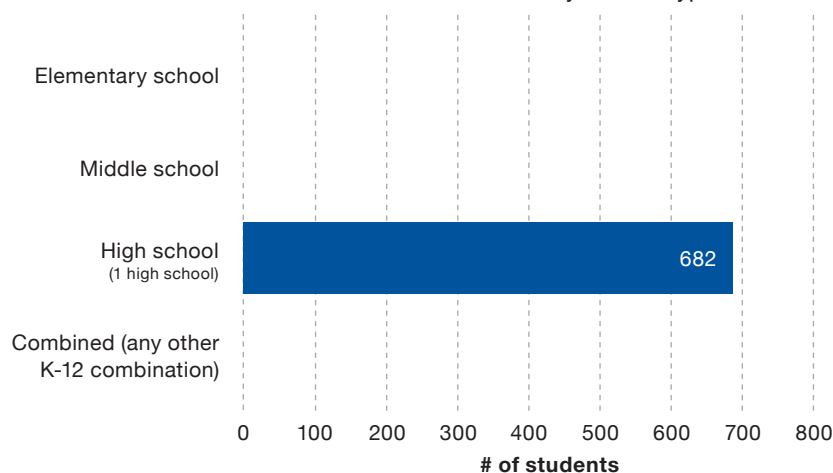
SY 2015-2016

Our Reach:



★ Affiliate Office

Students Served by School Type



Our Students:

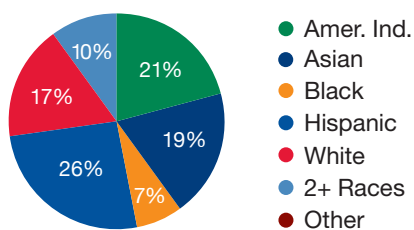
682 total students served

640 students receiving whole-school supports

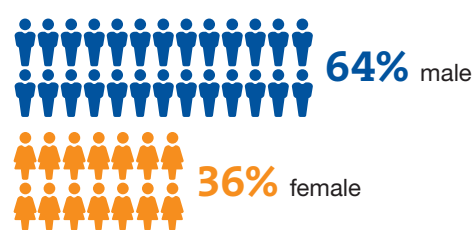
42 students receiving case-managed supports

21% case-managed students qualifying for free or reduced-price lunch (FRPL)

Race



Gender



Our Results:*

*case-managed student outcomes



97%

improved academics



32%

promoted (K-11)



88%

graduated (including GED)

California

State Data Profile

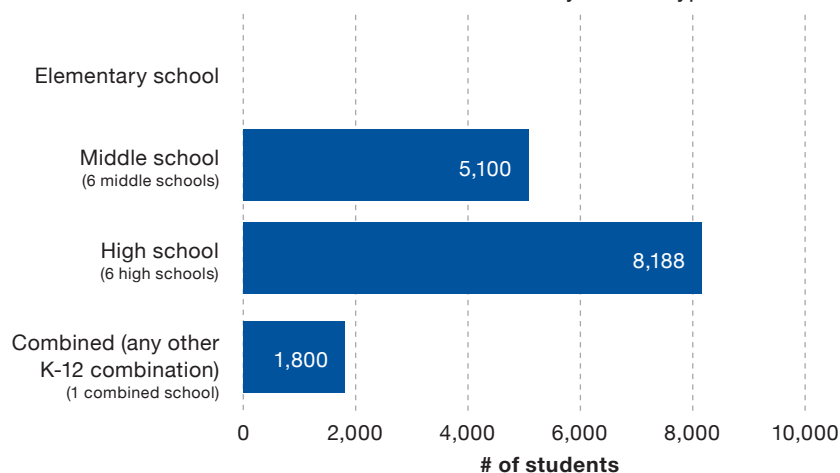
SY 2015-2016

Our Reach:



★ Affiliate Office

Students Served by School Type



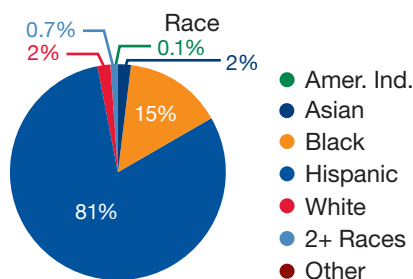
Our Students:

15,088 total students served

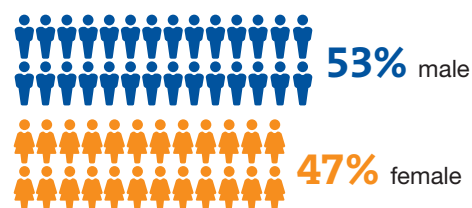
13,729 students receiving whole-school supports

1,359 students receiving case-managed supports

96% case-managed students qualifying for free or reduced-price lunch (FRPL)



Gender



Our Results:*

*case-managed student outcomes



67%
improved attendance



75%
improved academics



97%
promoted (K-11)



94%
graduated (including GED)

District of Columbia

State Data Profile

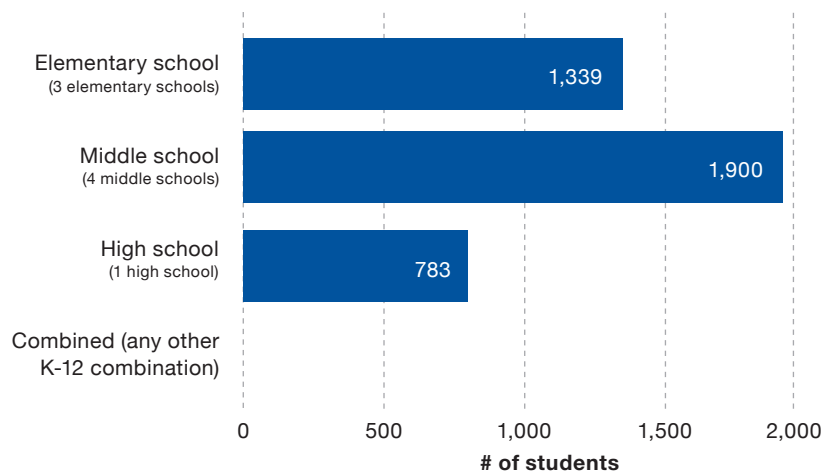
SY 2015-2016

Our Reach:



★ Affiliate Office

Students Served by School Type



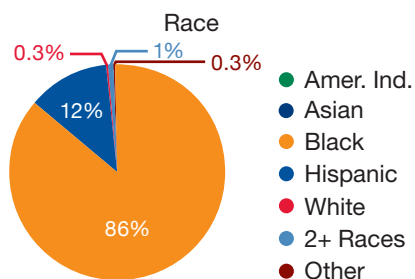
Our Students:

4,022 total students served¹

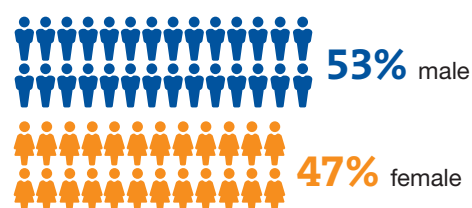
3,683 students receiving whole-school supports

339 students receiving case-managed supports

100% case-managed students qualifying for free or reduced-price lunch (FRPL)



Gender



Our Results:*

*case-managed student outcomes



85%

improved attendance



85%

improved academics



96%

promoted (K-11)



86%


graduated (including GED)

Delaware

State Data Profile

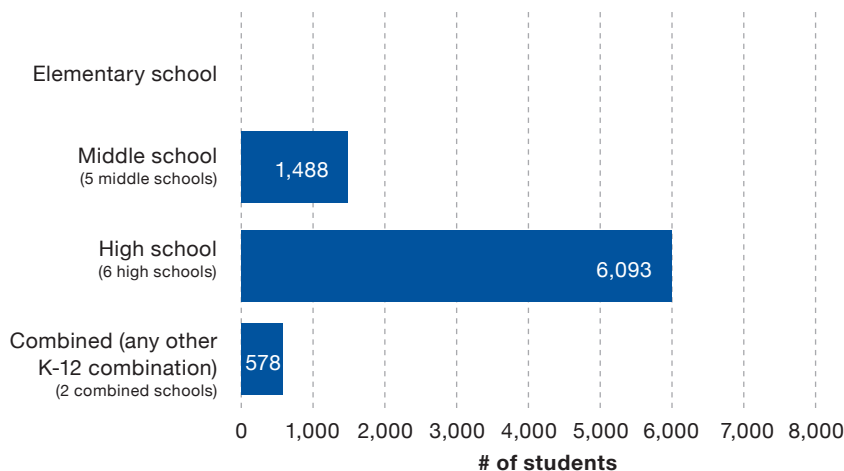
SY 2015-2016

Our Reach:



★ Affiliate Office ★ State Office

Students Served by School Type



*CIS of Delaware served an additional 1,429 students at two schools in New York

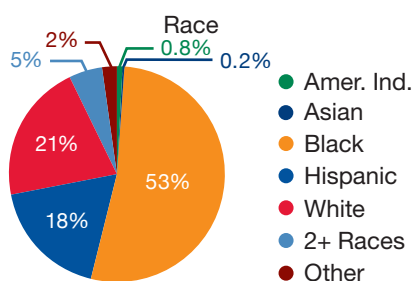
Our Students:

8,159 total students served¹

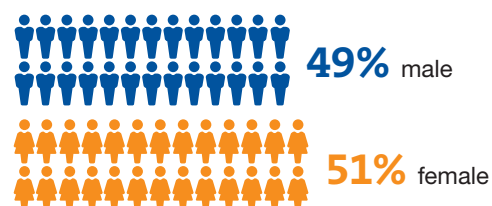
7,131 students receiving whole-school supports

1,028 students receiving case-managed supports

100% case-managed students qualifying for free or reduced-price lunch (FRPL)



Gender



Our Results:*

*case-managed student outcomes



60%
improved attendance



66%
improved academics



71%
promoted (K-11)



88%
graduated (including GED)

Florida

State Data Profile

SY 2015-2016

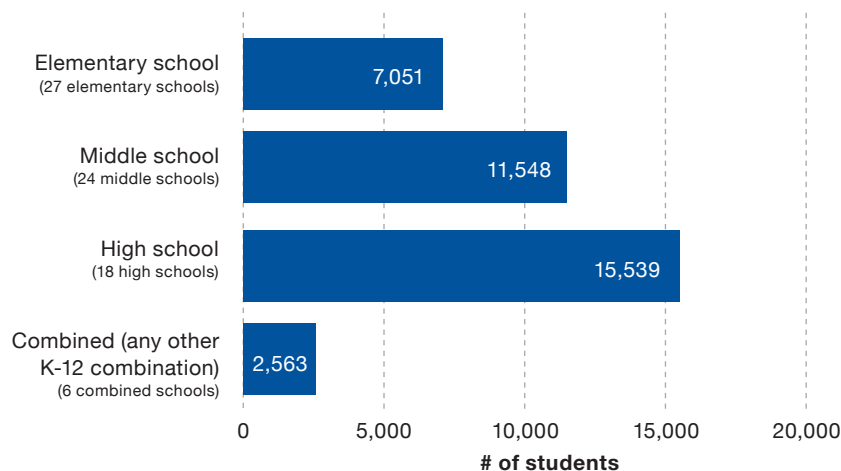
Our Reach:



★ Affiliate Office ★ State Office

*Data were only received for 7 affiliates

Students Served by School Type



*An additional 15 students were served at one community-based site

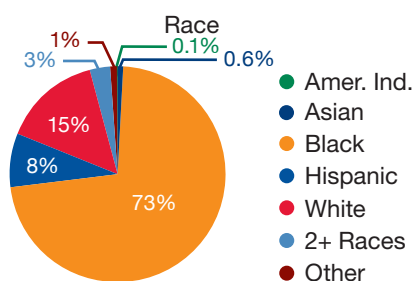
Our Students:

36,716 total students served

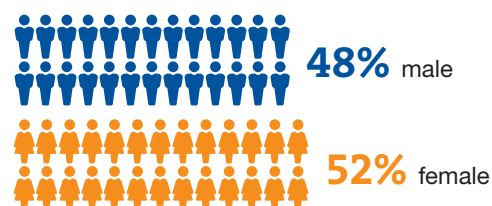
31,918 students receiving whole-school supports

4,798 students receiving case-managed supports

95% case-managed students qualifying for free or reduced-price lunch (FRPL)



Gender



Our Results:*

*case-managed student outcomes



89%
improved attendance



93%
improved academics



94%
promoted (K-11)



94%
graduated (including GED)

Georgia

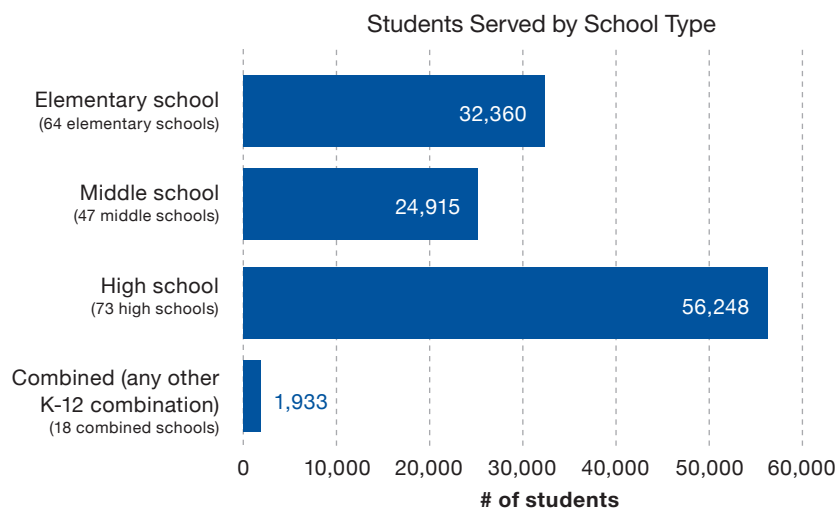
State Data Profile

SY 2015-2016

Our Reach:



★ Affiliate Office ★ State Office



*An additional 2,405 students were served at three community-based sites

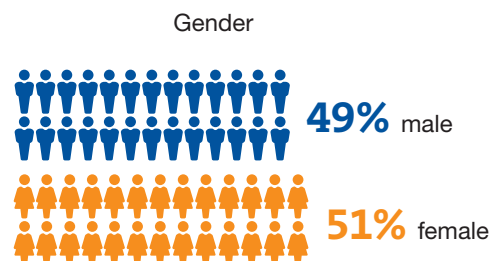
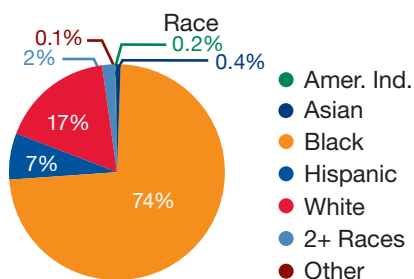
Our Students:

117,861 total students served

10,5951 students receiving whole-school supports

11,910 students receiving case-managed supports

100% case-managed students qualifying for free or reduced-price lunch (FRPL)



Our Results:*

*case-managed student outcomes



76%
improved attendance



85%
improved academics



89%
promoted (K-11)



89%
graduated (including GED)

Iowa

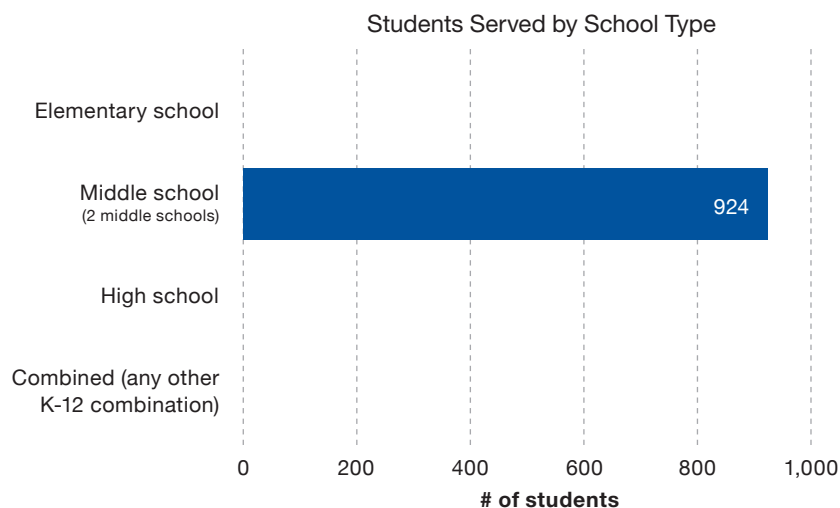
State Data Profile

SY 2015-2016

Our Reach:



★ Affiliate Office

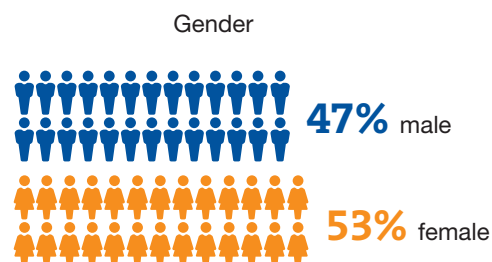
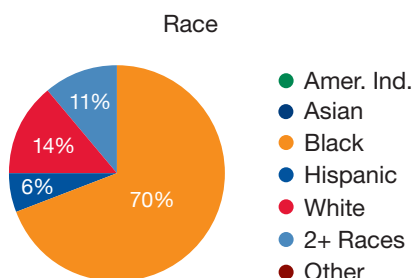


Our Students:

924 total students served

858 students receiving whole-school supports

68 students receiving case management



Our Results:*

*case-managed student outcomes



64%

improved attendance



64%

improved academics



92%

promoted (K-11)

Illinois

State Data Profile

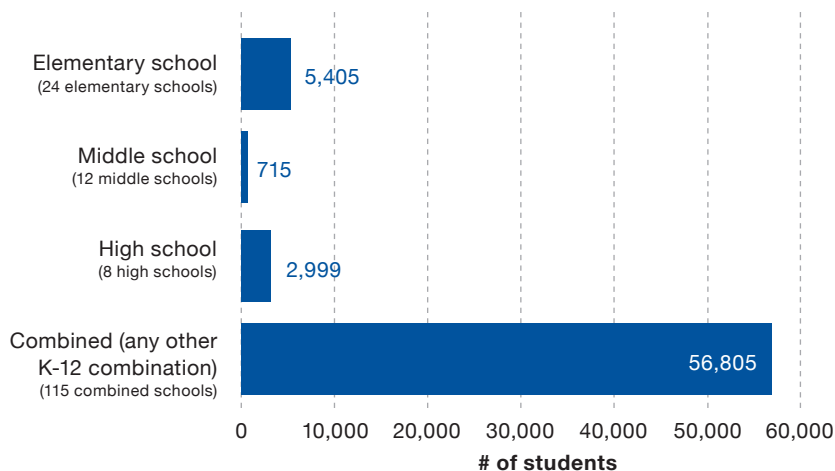
SY 2015-2016

Our Reach:



★ Affiliate Office

Students Served by School Type



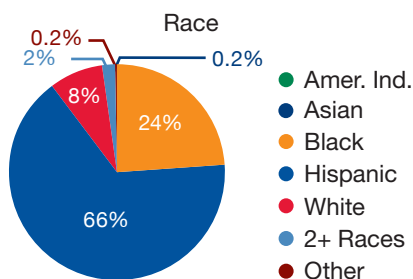
Our Students:

65,924 total students served

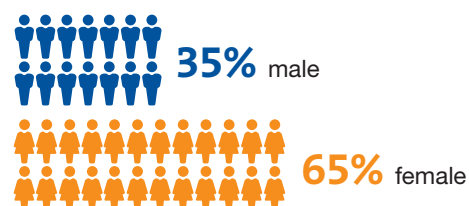
65,350 students receiving whole-school supports

574 students receiving case-managed supports

89% case-managed students qualifying for free or reduced-price lunch (FRPL)



Gender



Our Results:*

*case-managed student outcomes



73%

improved attendance



84%

improved academics



98%

promoted (K-11)



100%

graduated (including GED)

Indiana

State Data Profile

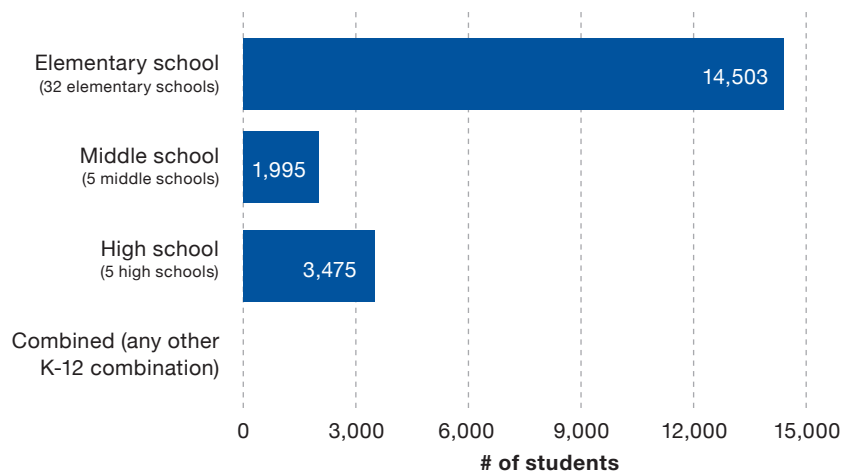
SY 2015-2016

Our Reach:



★ Affiliate Office ★ State Office

Students Served by School Type



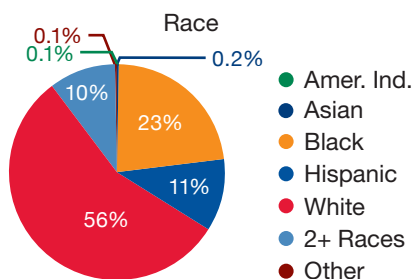
Our Students:

19,973 total students served

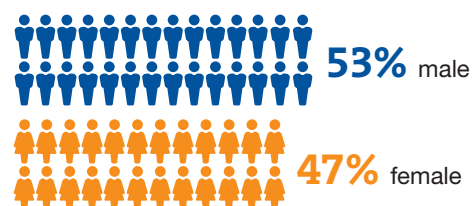
17,928 students receiving whole-school supports

2,045 students receiving case-managed supports

79% case-managed students qualifying for free or reduced-price lunch (FRPL)



Gender



Our Results:*

*case-managed student outcomes



81%

improved attendance



86%

improved academics



95%

promoted (K-11)



80%

graduated (including GED)

Kansas

State Data Profile

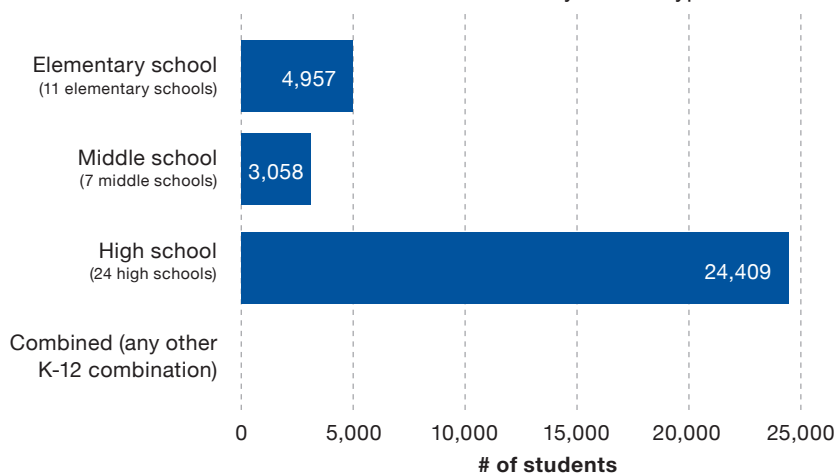
SY 2015-2016

Our Reach:



★ Affiliate Office

Students Served by School Type



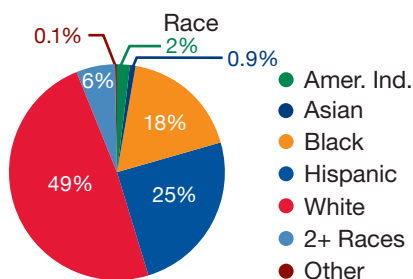
Our Students:

32,424 total students served

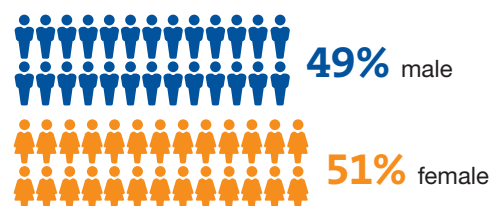
29,635 students receiving whole-school supports

2,789 students receiving case-managed supports

85% case-managed students qualifying for free or reduced-price lunch (FRPL)



Gender



Our Results:*

*case-managed student outcomes



83%

improved attendance



87%

improved academics



93%

promoted (K-11)



91%

graduated (including GED)

Louisiana

State Data Profile

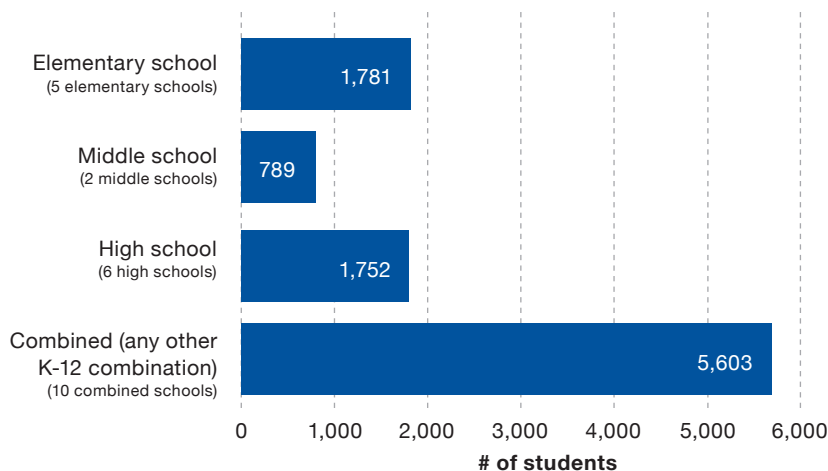
SY 2015-2016

Our Reach:



- ★ Affiliate Office Program
- ★ Partner Organization

Students Served by School Type



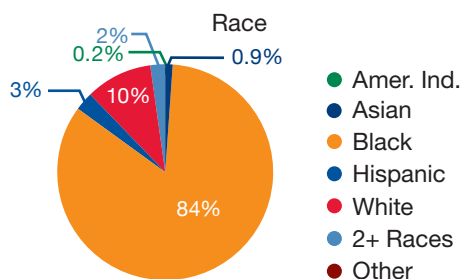
Our Students:

9,925 total students served

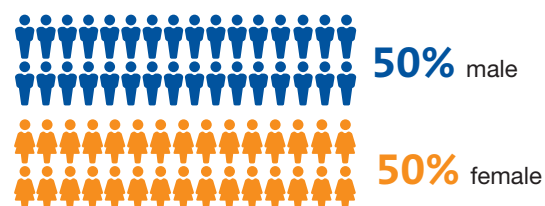
8,189 students receiving whole-school supports

1,736 students receiving case-managed supports

95% case-managed students qualifying for free or reduced-price lunch (FRPL)



Gender



Our Results:*

*case-managed student outcomes



87%
improved attendance



89%
improved academics



89%
promoted (K-11)



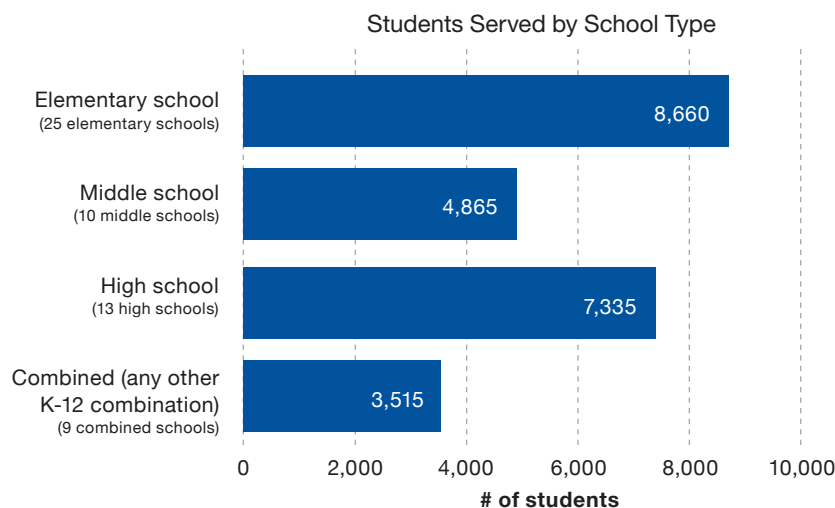
87%
graduated (including GED)

Michigan

State Data Profile

SY 2015-2016

Our Reach:



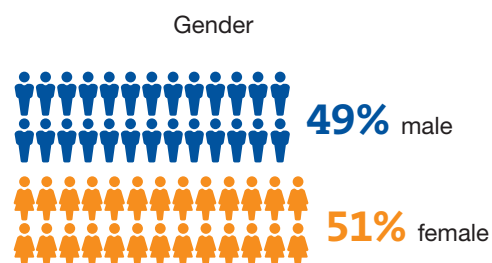
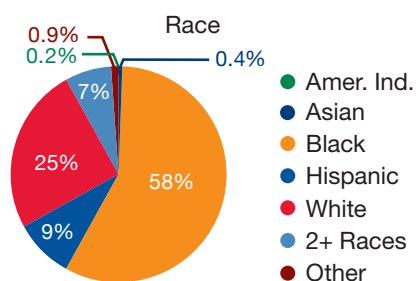
Our Students:

24,375 total students served

21,482 students receiving whole-school supports

2,893 students receiving case-managed supports

91% case-managed students qualifying for free or reduced-price lunch (FRPL)



Our Results:*

*case-managed student outcomes



83%
improved attendance



87%
improved academics



98%
promoted (K-11)



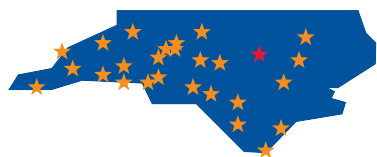
90%
graduated (including GED)

North Carolina

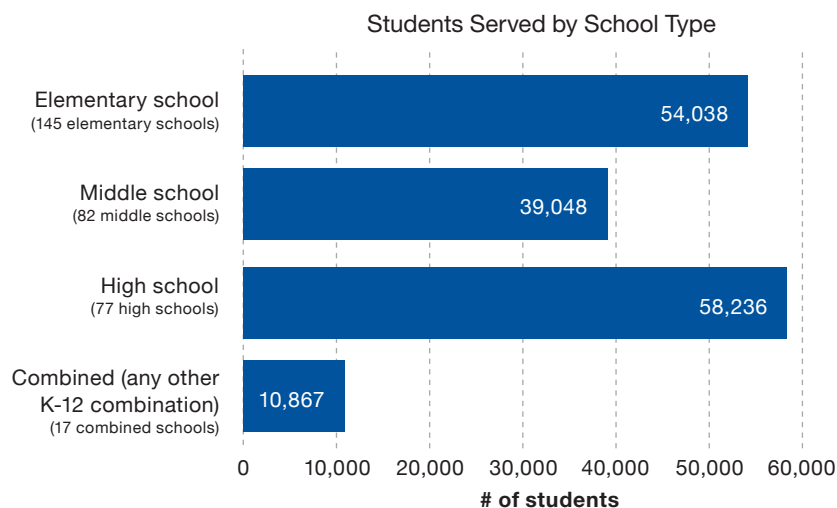
State Data Profile

SY 2015-2016

Our Reach:



★ Affiliate Office ★ State Office



*An additional 4,254 students were served at 16 community-based sites

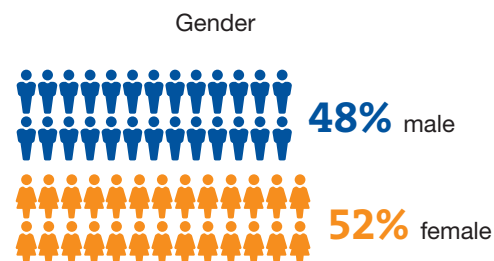
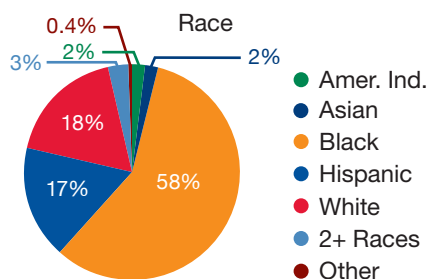
Our Students:

166,443 total students served

150,244 students receiving whole-school supports

16,199 students receiving case-managed supports

96% case-managed students qualifying for free or reduced-price lunch (FRPL)



Our Results:*

*case-managed student outcomes



86%
improved attendance



90%
improved academics



95%
promoted (K-11)



98%
graduated (including GED)

Nebraska

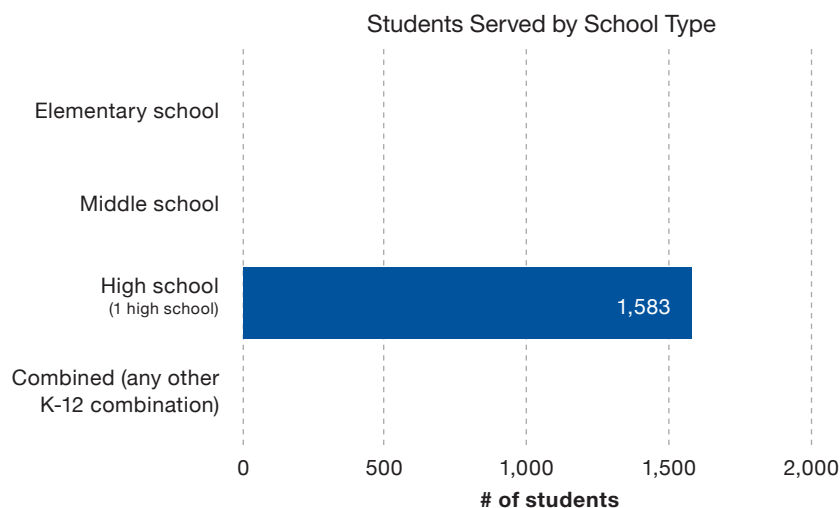
State Data Profile

SY 2015-2016

Our Reach:



★ Affiliate Office



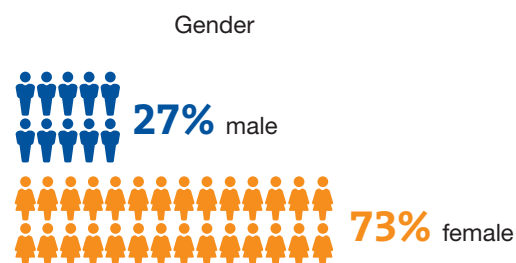
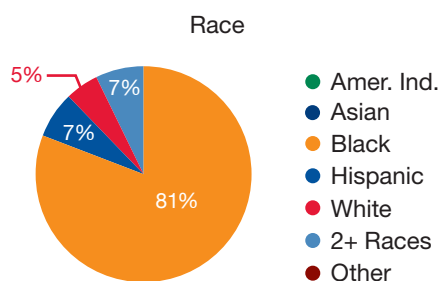
Our Students:

1,583 total students served

1,499 students receiving whole-school supports

84 students receiving case-managed supports

85% case-managed students qualifying for free or reduced-price lunch (FRPL)



Our Results:*

*case-managed student outcomes



58%
improved attendance



84%
improved academics



98%
promoted (K-11)



88%
graduated (including GED)

New Mexico

State Data Profile

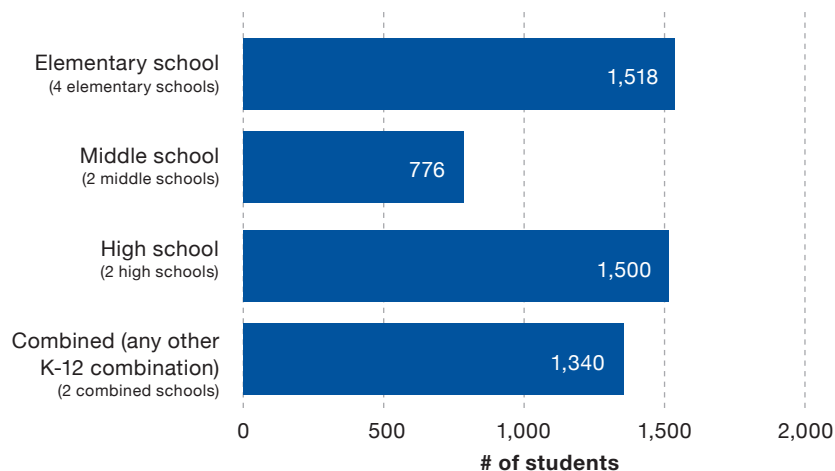
SY 2015-2016

Our Reach:



★ Affiliate Office

Students Served by School Type



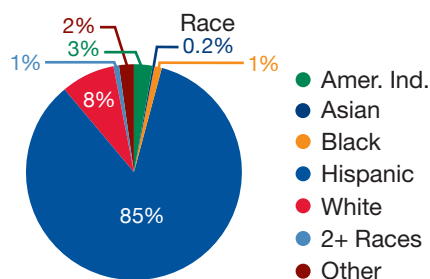
Our Students:

5,134 total students served

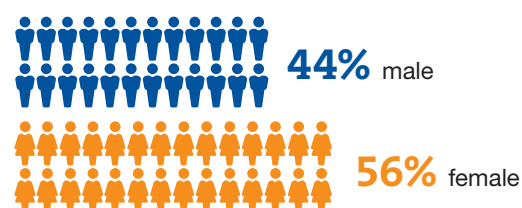
4,599 students receiving whole-school supports

535 students receiving case-managed supports

89% case-managed students qualifying for free or reduced-price lunch (FRPL)



Gender



Our Results:*

*case-managed student outcomes



74%

improved attendance



85%

improved academics



91%


promoted (K-11)

Nevada

State Data Profile

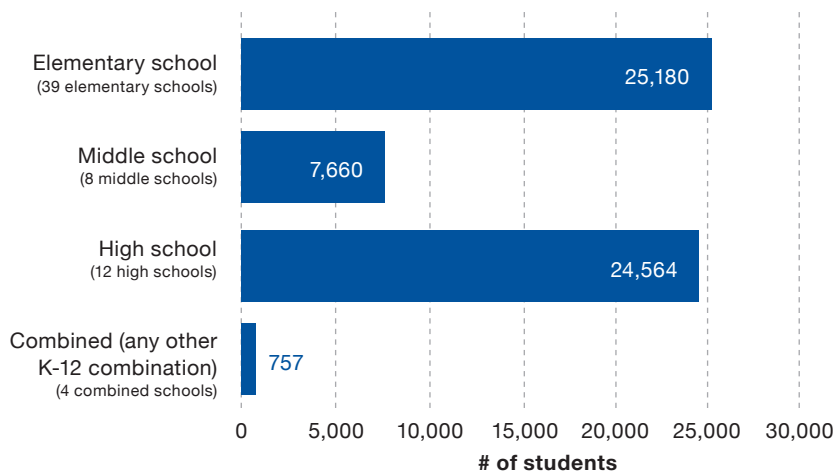
SY 2015-2016

Our Reach:



★ Affiliate Office ★ State Office

Students Served by School Type



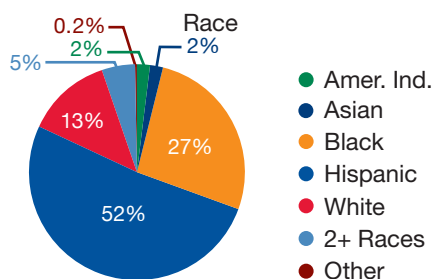
Our Students:

58,366 total students served

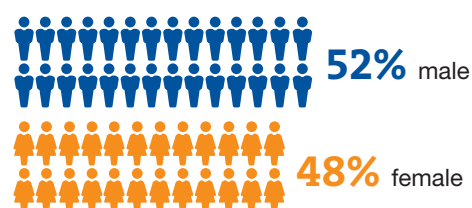
53,164 students receiving whole-school supports

5,202 students receiving case-managed supports

95% case-managed students qualifying for free or reduced-price lunch (FRPL)



Gender



Our Results:*

*case-managed student outcomes



76%

improved attendance



85%

improved academics



97%

promoted (K-11)



93%

graduated (including GED)

Ohio

State Data Profile

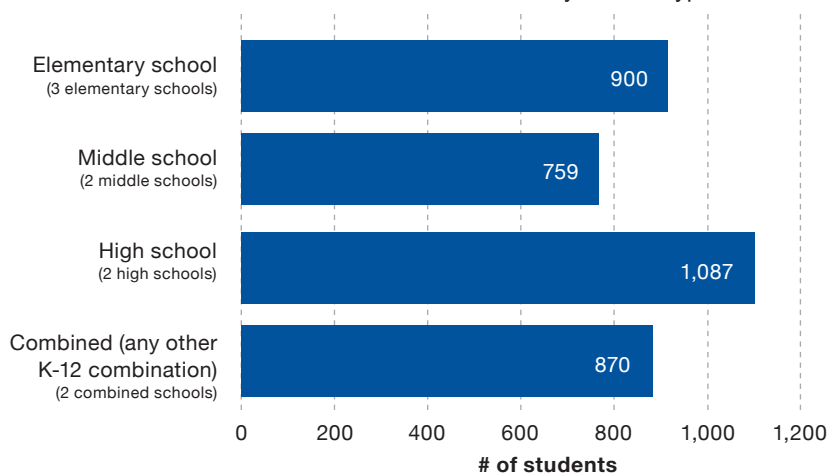
SY 2015-2016

Our Reach:



★ Affiliate Office

Students Served by School Type



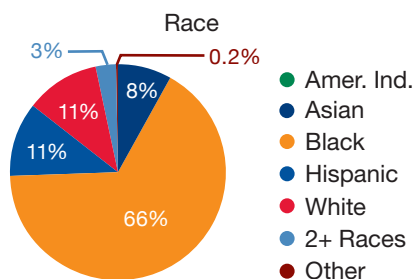
Our Students:

3,616 total students served

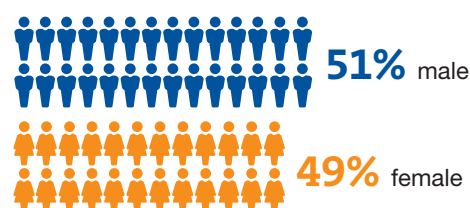
3,124 students receiving whole-school supports

492 students receiving case-managed supports

100% case-managed students qualifying for free or reduced-price lunch (FRPL)



Gender



Our Results:*

*case-managed student outcomes



85%

improved attendance



86%

improved academics



91%

promoted (K-11)



94%

graduated (including GED)

Oklahoma

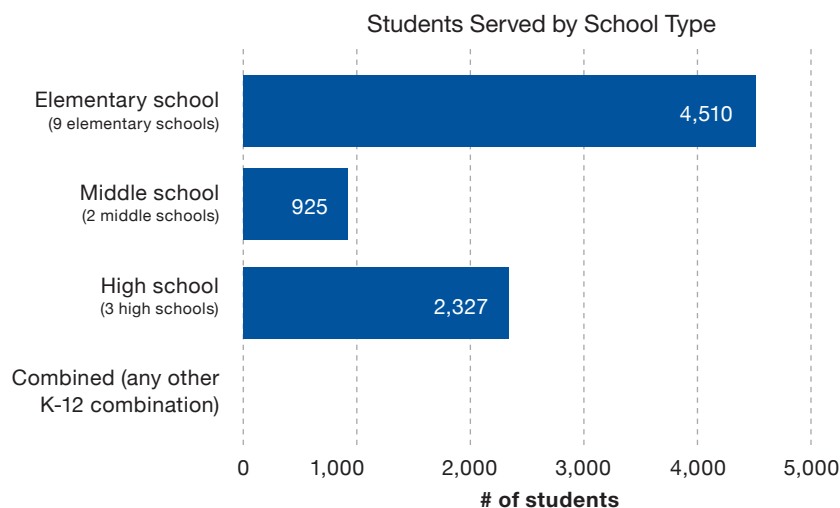
State Data Profile

SY 2015-2016

Our Reach:



★ Affiliate Office



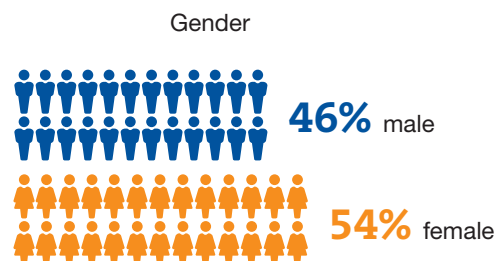
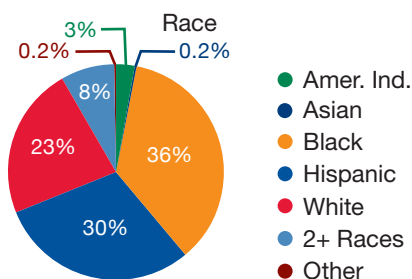
Our Students:

7,762 total students served

6,713 students receiving whole-school supports

1,049 students receiving case-managed supports

99% case-managed students qualifying for free or reduced-price lunch (FRPL)



Our Results:*

*case-managed student outcomes



78%
improved attendance



82%
improved academics



92%
promoted (K-11)



97%
graduated (including GED)

Pennsylvania

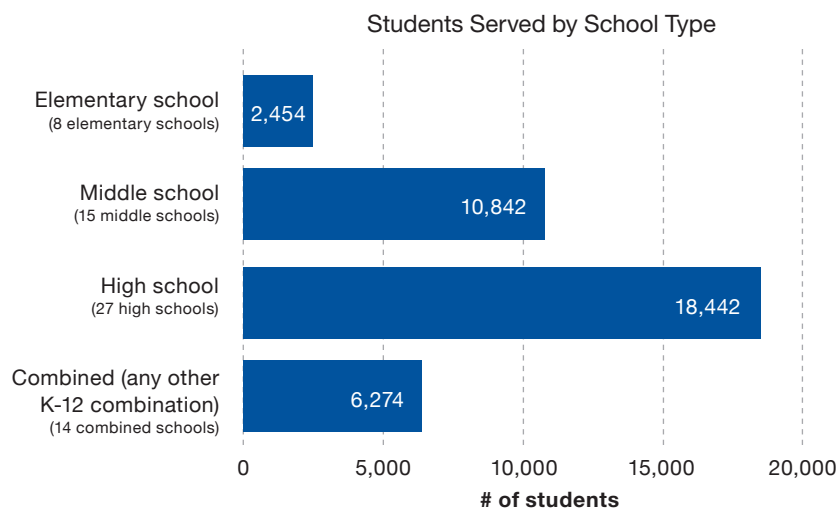
State Data Profile

SY 2015-2016

Our Reach:



★ Affiliate Office ★ State Office



*An additional 407 students were served at two community-based sites

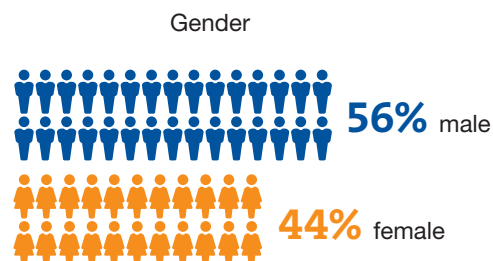
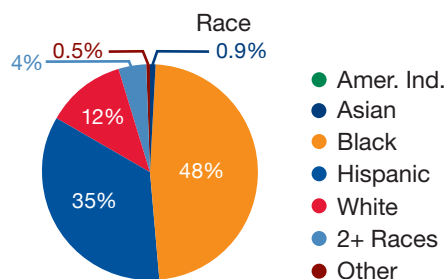
Our Students:

38,419 total students served

34,898 students receiving whole-school supports

3,521 students receiving case-managed supports

93% case-managed students qualifying for free or reduced-price lunch (FRPL)



Our Results:*

*case-managed student outcomes



70%

improved attendance



70%

improved academics



69%

promoted (K-11)



69%

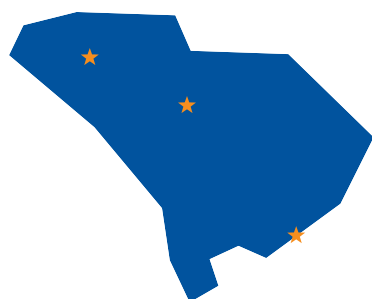
graduated (including GED)

South Carolina

State Data Profile

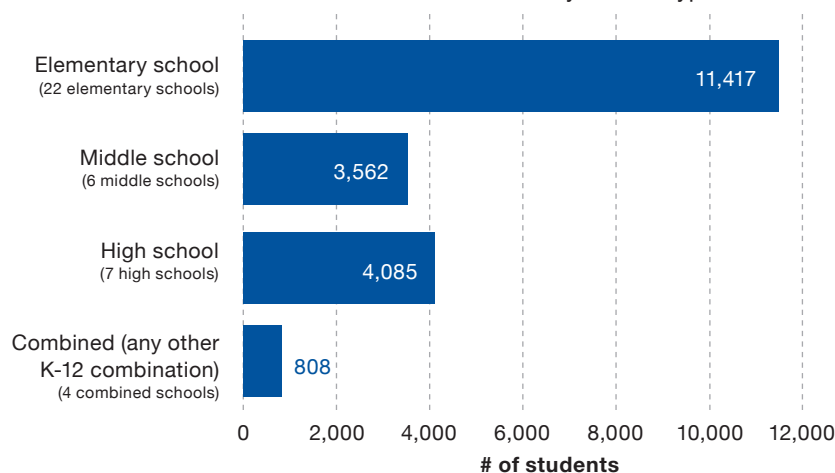
SY 2015-2016

Our Reach:



★ Affiliate Office

Students Served by School Type



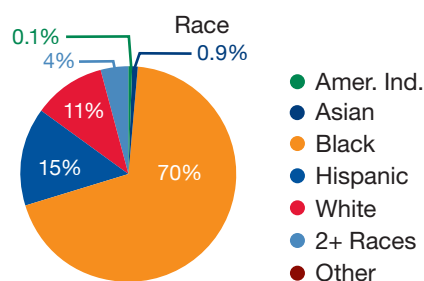
Our Students:

19,872 total students served

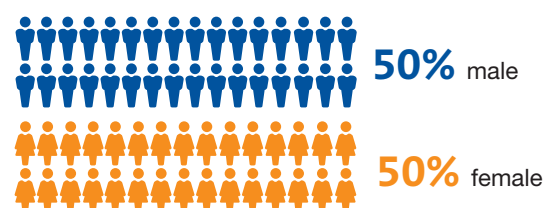
18,151 students receiving whole-school supports

1,721 students receiving case-managed supports

98% case-managed students qualifying for free or reduced-price lunch (FRPL)



Gender



Our Results:*

*case-managed student outcomes



88%

improved attendance



90%

improved academics



94%

promoted (K-11)



99%

graduated (including GED)

Tennessee

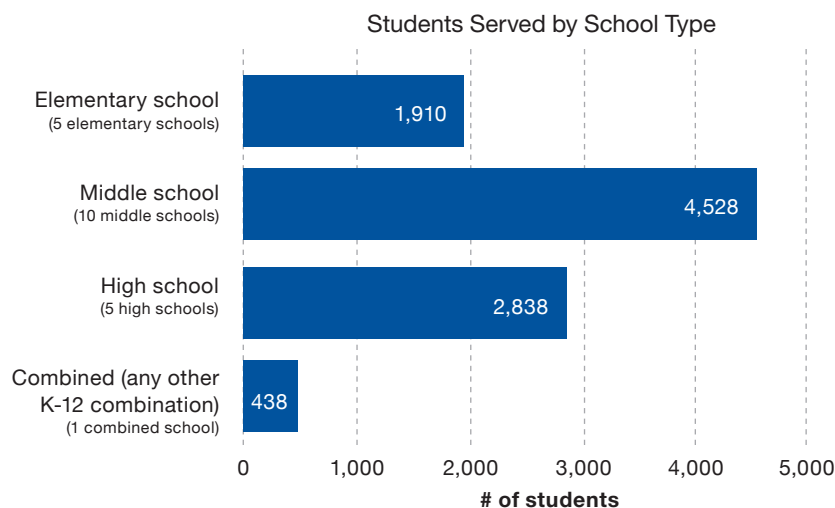
State Data Profile

SY 2015-2016

Our Reach:



★ Affiliate Office ★ State Office



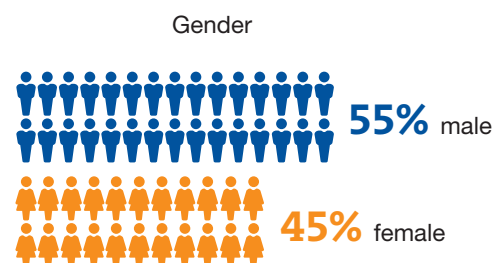
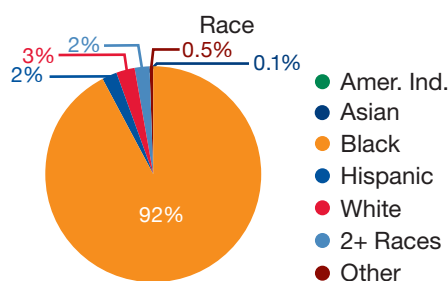
Our Students:

9,714 total students served

8,799 students receiving whole-school supports

915 students receiving case-managed supports

100% case-managed students qualifying for free or reduced-price lunch (FRPL)



Our Results:*

*case-managed student outcomes



76%

improved attendance



87%

improved academics



85%

promoted (K-11)



91%

graduated (including GED)

Texas

State Data Profile

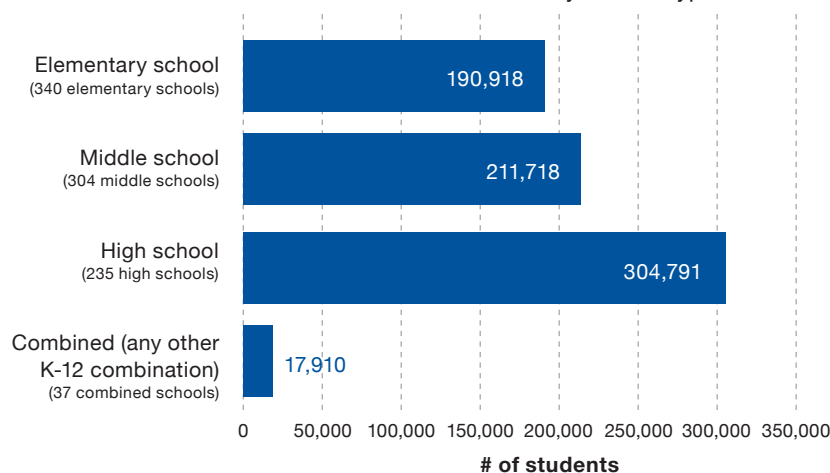
SY 2015-2016

Our Reach:



★ Affiliate Office

Students Served by School Type



*An additional 295 students were served at two community-based sites

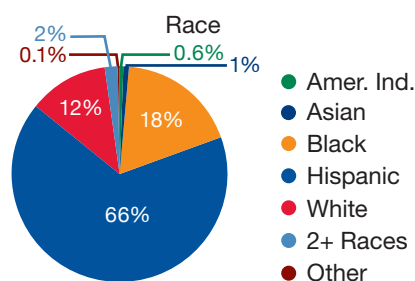
Our Students:

725,632 total students served

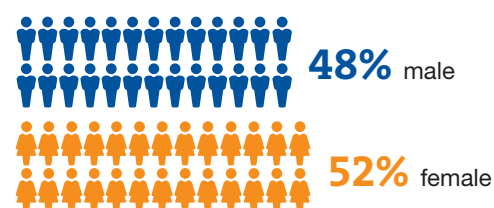
636,656 students receiving whole-school supports

88,976 students receiving case-managed supports

93% case-managed students qualifying for free or reduced-price lunch (FRPL)



Gender



Our Results:*

*case-managed student outcomes



80%
improved attendance



89%
improved academics



94%
promoted (K-11)



92%
graduated (including GED)

Virginia

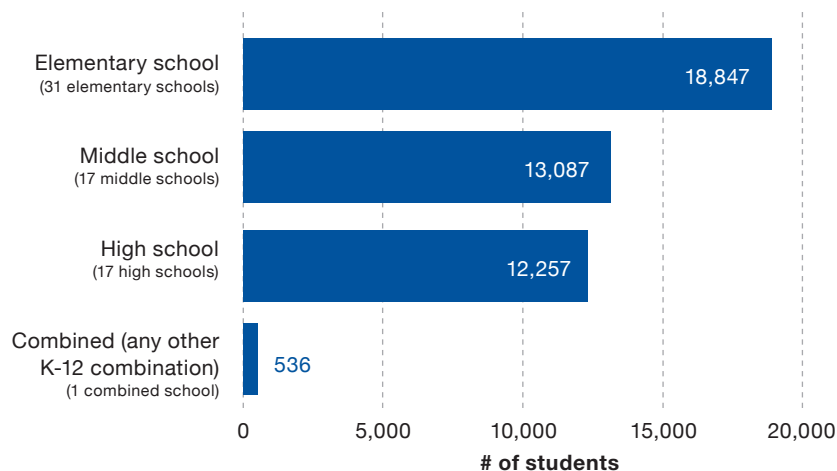
State Data Profile

SY 2015-2016

Our Reach:



Students Served by School Type



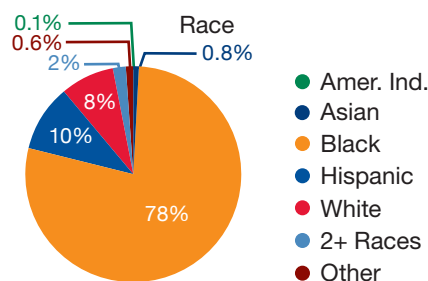
Our Students:

44,727 total students served

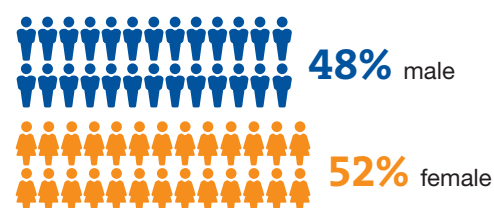
40,667 students receiving whole-school supports

4,060 students receiving case-managed supports

93% case-managed students qualifying for free or reduced-price lunch (FRPL)



Gender



Our Results:*

*case-managed student outcomes



67%
improved attendance



79%
improved academics



91%
promoted (K-11)



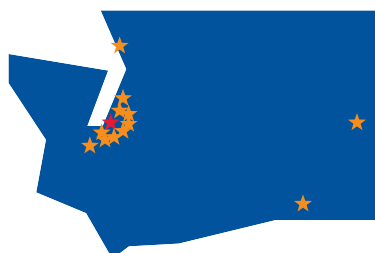
73%
graduated (including GED)

Washington

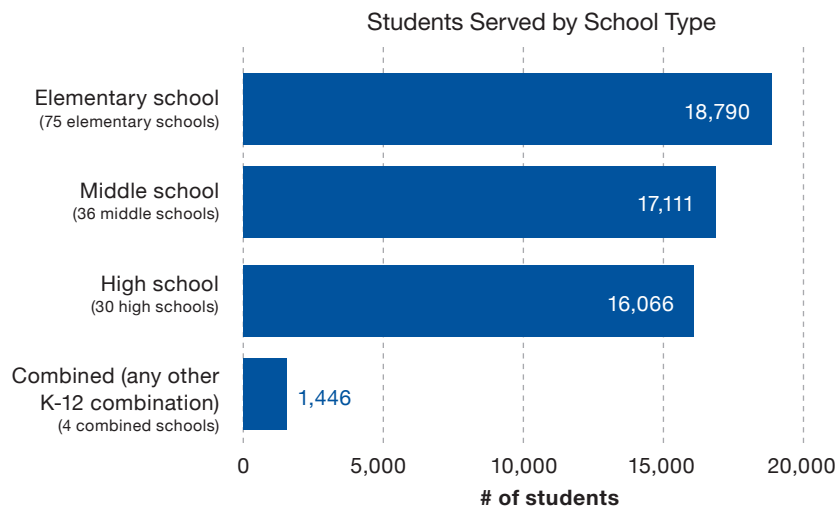
State Data Profile

SY 2015-2016

Our Reach:



★ Affiliate Office ★ State Office



*An additional 400 students were served at one community-based site

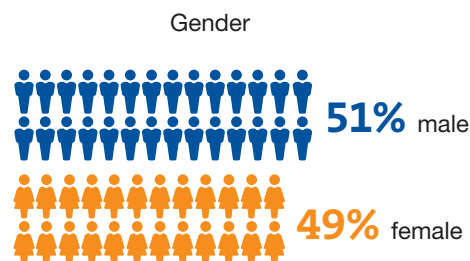
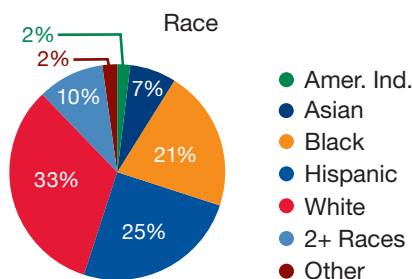
Our Students:

53,813 total students served

48,846 students receiving whole-school supports

4,967 students receiving case-managed supports

89% case-managed students qualifying for free or reduced-price lunch (FRPL)



Our Results:*

*case-managed student outcomes



84%
improved attendance



89%
improved academics



96%
promoted (K-11)



83%
graduated (including GED)

West Virginia

State Data Profile

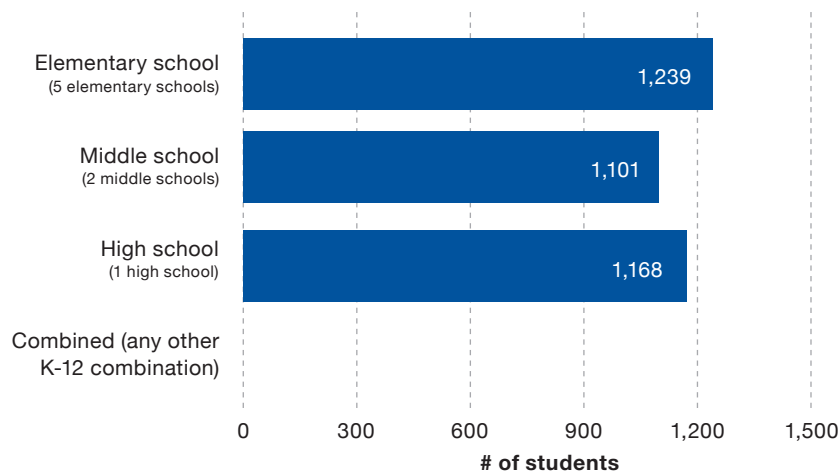
SY 2015-2016

Our Reach:



★ Affiliate Office

Students Served by School Type



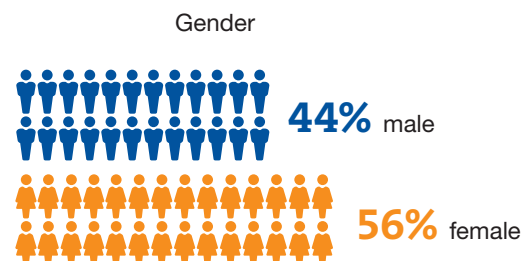
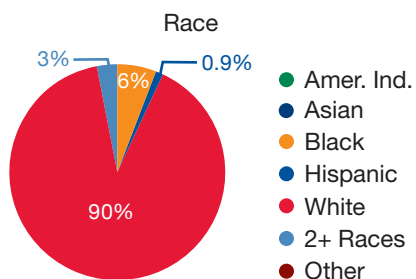
Our Students:

3,508 total students served

3,052 students receiving whole-school supports

456 students receiving case-managed supports

90% case-managed students qualifying for free or reduced-price lunch (FRPL)



Our Results:*

*case-managed student outcomes



67%

improved attendance



80%

improved academics



92%

promoted (K-11)



100%

graduated (including GED)



2345 Crystal Drive, Suite 700
Arlington, VA 22202
CommunitiesInSchools.org

© Communities In Schools 2017